


# NicCheck<sup>®</sup> I

## Rapid Dipstick Test for Nicotine

### *Nicotine Diagnostic*



### Are You a Smoker? How Much Nicotine is in Your System? Remove the Doubt!

Everything is relative. To some people, "not too much" can mean anything from 1 or 2 cigarettes a day to a pack a day. NicCheck<sup>®</sup> I can quickly and reliably detect nicotine and its metabolites in urine. The NicCheck test strip may be used as a visual aid in the acceptance of nicotine levels, and in counseling individuals to stop or reduce their nicotine consumption.

- Easy to Use
- Easy to Read
- Cost Effective
- Semi-Quantitative
- FDA Cleared
- CLIA Waived

CPT Codes available.  
Contact us for additional  
information on reimbursement  
payments



**MOSSMAN ASSOCIATES**

Mossman Associates, Inc. | 9 Village Circle, Milford, MA 01757 USA  
Phone 508-488-6169 | E-Fax 508 418-1397  
[www.mossmanassociates.com](http://www.mossmanassociates.com) | email: [contact@mossmanassociates.com](mailto:contact@mossmanassociates.com)

## Test Purpose

NicCheck® I is a simple, rapid (15 minutes) and cost-effective test for the detection of nicotine and its metabolites in human urine. The reliable detection of nicotine and/or its metabolites may aid in indicating levels of nicotine consumption; information which may be useful in a number of instances.

## Specimen Collection Procedure

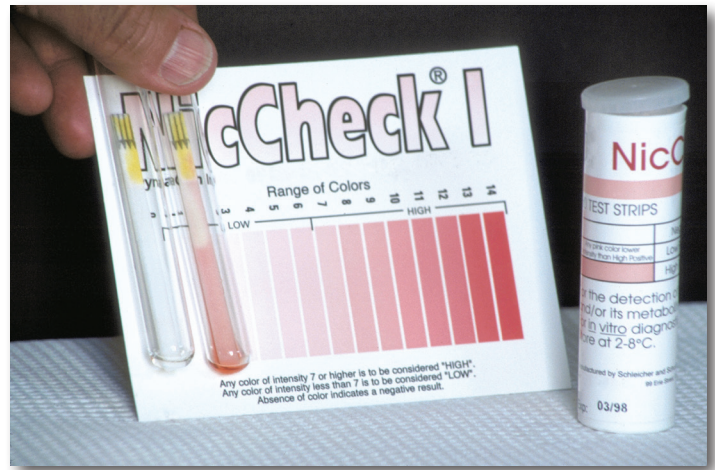
Freshly voided urine should be collected in a clean container. If testing cannot be performed within 4 hours, the specimen should be stored at 2 – 8°C and tested within 48 hours. If stored, the sample should be returned to normal room temperature and mixed thoroughly prior to testing.

## Summary of Test Procedure

Transfer 0.5 – 0.7 mL of a urine specimen into a clean 13 x 100 mm test tube (see Step 1). Next, remove a NicCheck test strip and insert it with the arrow pointing downward into the tube containing the specimen (see Step 2). The urine diffuses up the strip, sequentially reacting with pre-applied reagent bands (see Step 3). If nicotine or its metabolites are present in the sample, the reaction produces a light to dark pink color on the strip and in the remaining sample indicating nicotine consumption. Absence of a pink color indicates a negative reaction.

## Product Description

NicCheck® I Test Kit with Test Strips (50 per kit) while positive and negative Test controls (1 X 10 ml vial each) are available but not included with the kit.



## Limitations

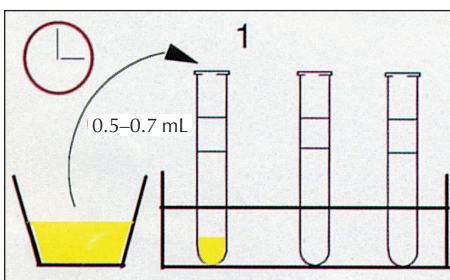
Stored at 2 – 8°C in its original packaging, the NicCheck I test kit can be used for up to 2 years from the date of manufacture. In conditions of very high humidity, the sample reaction tube should be stoppered after the test strip is placed into the sample. Specific product instructions are included in the package insert.

## Interfering Substances

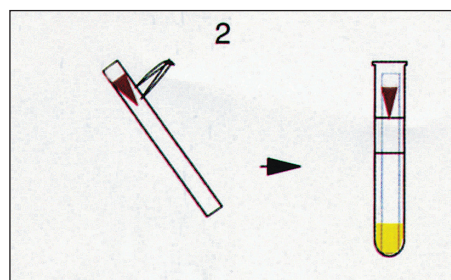
Non-smoking individuals undergoing therapy for elevated cholesterol and consuming niacin at 500 mg or greater per day may present a positive result. There are no known interfering substances normally found in urine which would yield a false positive result.

NicCheck® I is a registered trademark of Mossman Associates, Inc.

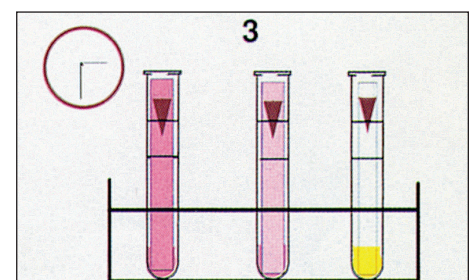
## NicCheck's 3 Easy Steps



1. Transfer 0.5 – 0.7 mL of unprocessed urine from the clean collection container to an appropriately labeled 13 x 100 mm tube. Set the tube in a rack on a level surface.



2. Remove the NicCheck test strip from its container using a gloved hand or forceps. Insert the strip, arrow pointing downward into the tube containing urine. NOTE: Under humid conditions, stopper the tube.



3. After 15 minutes, observe for the appearance of color along the length of the strip. A pink color indicates a positive reaction.



**MOSSMAN ASSOCIATES**

Mossman Associates, Inc. | 9 Village Circle, Milford, MA 01757 USA

Phone 508-488-6169 | E-Fax 508 418-1397

[www.mossmanassociates.com](http://www.mossmanassociates.com) | email: [contact@mossmanassociates.com](mailto:contact@mossmanassociates.com)

Email or call to request the paper: "Effective Intervention for Smoking Cessation," by Dr. Nakamura of The Osaka Medical Center.